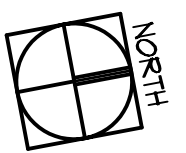


PARTIAL SITE PLAN

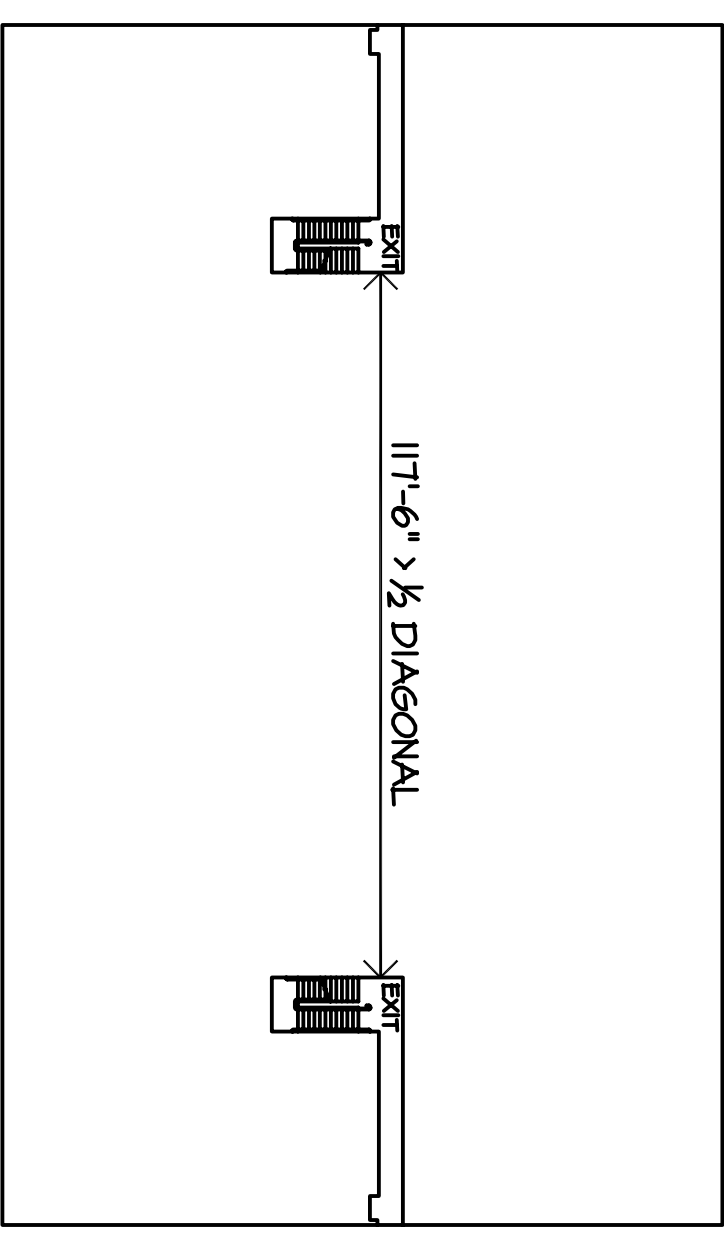
SCALE: 1" = 50'-0"



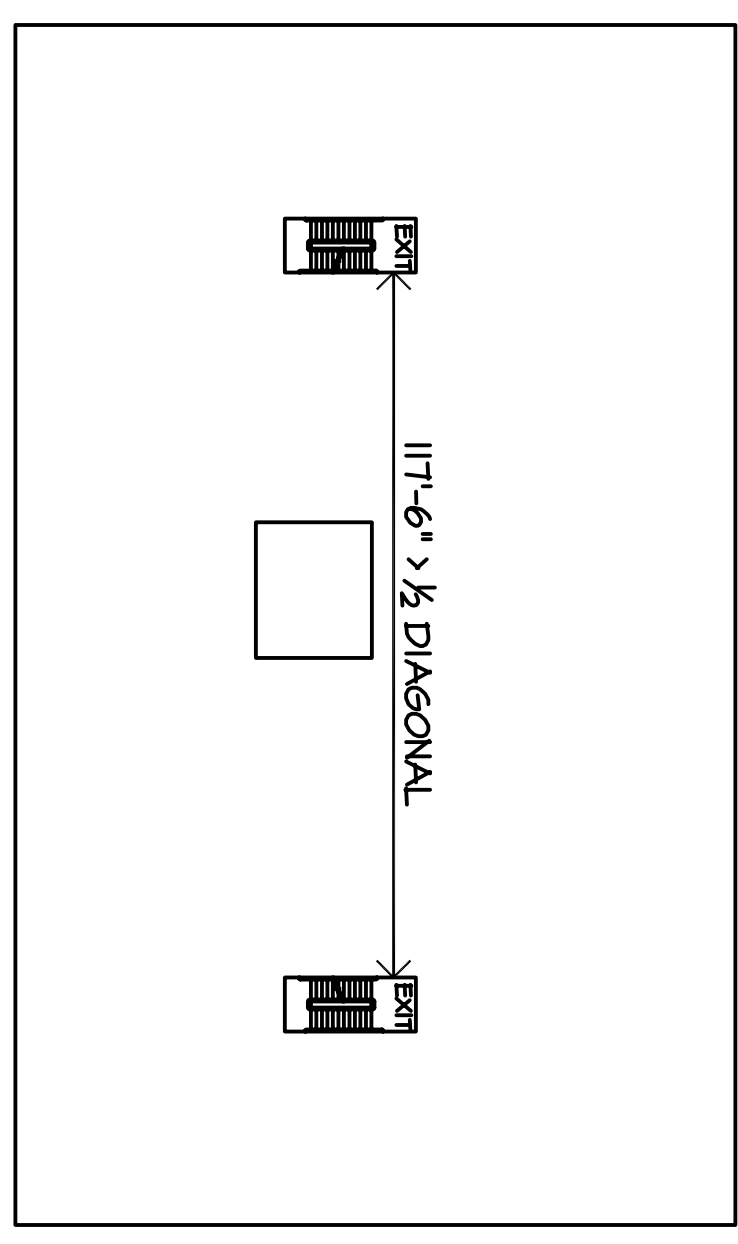
THIS SITE PLAN IS INTENDED TO IDENTIFY THE BUILDING SCOPE OF WORK, SEPARATIONS BETWEEN BUILDINGS & DISTANCES FROM BUILDINGS TO PROPERTY LINES

FOR REFERENCE ONLY

1ST FLOOR EXIT PLAN



2ND & 3RD FLOOR EXIT PLAN



REQUIRED EXIT CALCULATIONS


FLOOR	OCCUPANT LOAD	NUMBER OF EXITS REQUIRED	MINIMUM EXIT WIDTH REQUIRED (IN)
1ST FLOOR	240	2	48
2ND FLOOR	240	2	48
3RD FLOOR	240	2	48
STAIRWAY	120	-	36

SHEET NOTES

- 1) DECORATIVE LIGHTS
- 2) ELECTRIC POWER TRANSFORMER MOUNTED ON CONCRETE PAD (BY OTHERS)
- 3) HANDICAP CURB ACCESS RAMP AT SITE CONCRETE WALKWAY (BY OTHERS)
- 4) PAINT PARKING STALL STRIPES (BY OTHERS)
- 5) TREE WELL
- 6) ACCESSIBLE PARKING STALLS
- 7) TRASH ENCLASURE (BY OTHERS)
- 8) PLANTERS (BY OTHERS)
- 9) PROPERTY LINE

**OFFICE BUILDINGS "1" & "2"
V.D.A REAL ESTATE PROPERTY
6245 & 6275 VALLEY SPRINGS PARKWAY
RIVERSIDE, CALIFORNIA**

Designers Collective Incorporated
Architecture Accessibility Development Management
1390 Willow Pass Road, Suite 1000
Concord, CA 94520
925-609-6901 925-609-7633 Fax
www.designerscollective.com



REVISIONS
REV. DATE COMMENTS
6/10/07 BUILDING & SAFETY DIVISION

A0-1

SHEET NUMBER

DCI PROJECT NUMBER: AR06-4801
DRAWN: JK/YSR
DATE: 07/12/07
CHECKED: NTF
APPROVED: BT
SCALE: 1"=50'-0"